



The O'Sullivan Foundation

Report of activities 2005-2013



12Dec2013

The early years

The O'Sullivan Foundation was founded in 2004 by Sean O'Sullivan. Since 2005, it has given nearly \$10 million transformational causes, movements, projects, organisations and individuals.



Early years of the foundation were primarily focused on giving to **JumpStart** International, which Sean co-founded in 2003 and which became a leading humanitarian engineering organization based in Baghdad and operating throughout Iraq during the post-war period of 2003-2006.



Sean is an alumni, trustee, and 2011 William F. Glaser '53 Rensselaer Entrepreneur of the Year at **Rensselaer Polytechnic Institute**. In 2006, the O'Sullivan Foundation donated \$2 million to create the Rensselaer Center for Open Software, which provides stipends for dozens of students annually to work on creating open source software solutions for developing countries and the development of civil society.



Focus: transforming learning



CoderDojo



The O'Sullivan Foundation continues its commitment to transform science, technology, engineering, and math education (STEM) by supporting disruptive and innovative ideas. The Foundation was an early supporter of the **CoderDojo** movement. The a global movement teaches thousands of kids every week to code in fun, collaborative, volunteer-run 'dojos'. He continues to fund CoderDojo through the **Hello World Foundation**, which is charged with growing and strengthening the movement worldwide.

In 2011, the O'Sullivan Foundation made its largest commitment to date - \$5 million - to the **Khan Academy** Foundation. We believe the Khan Academy technology platform is a fundamentally groundbreaking way to reshape the way our world educates our youth.



In 2014, the O'Sullivan foundation will continue looking to scale the impact of these initiatives in the United States, in Ireland, and across the globe.

Overview 2005-2013*

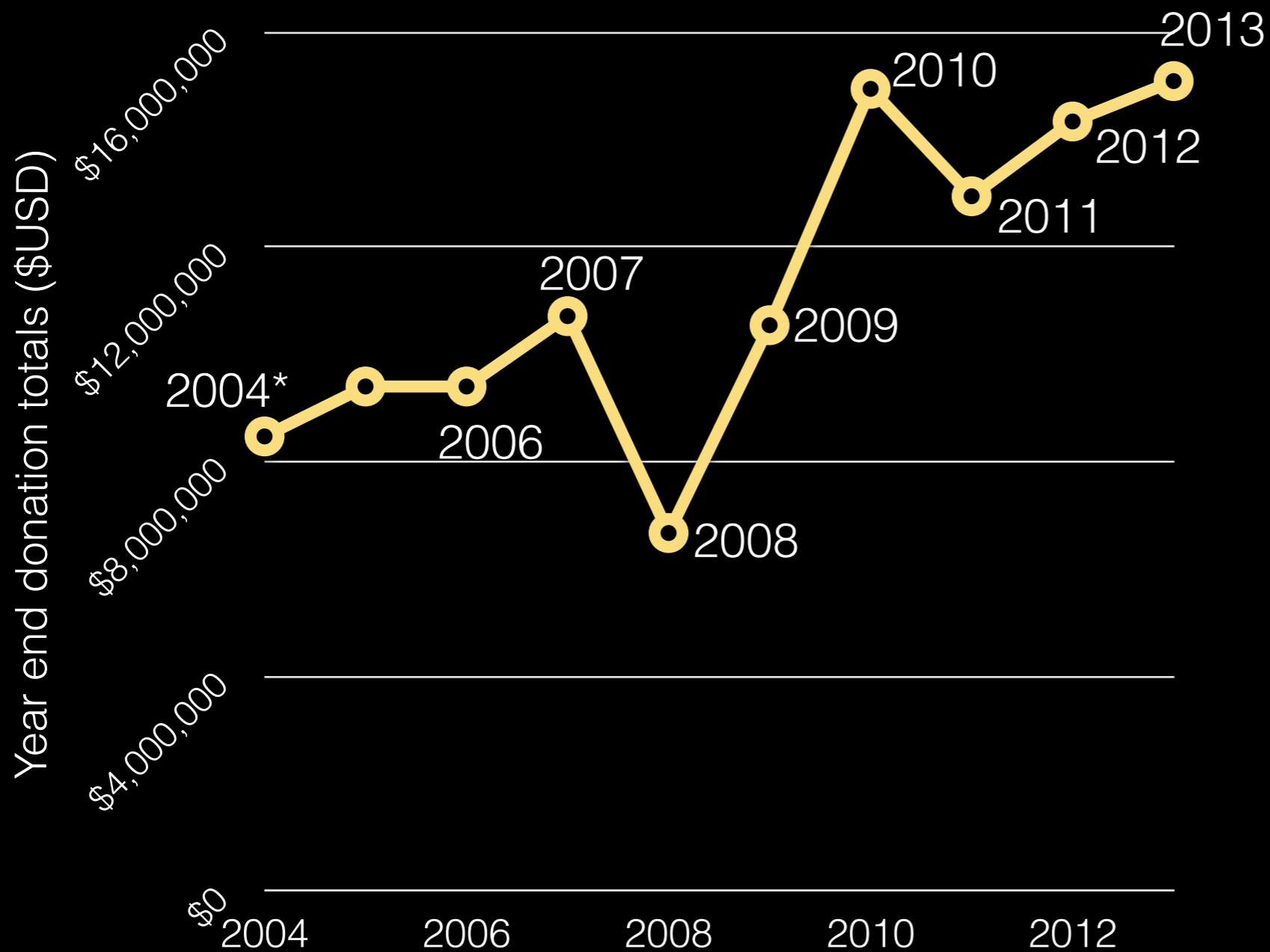
- Total assets: 15,092,315
- Total donations: \$9,944,061
- Total number of donations: 71
- Total number organisations supported: 16
- Average donation size: \$140,057
- Median donation size: \$50,000

*financials as of 2Dec2013

Donation overview by year

	Total donated	Running total	Largest donation	# donations	# orgs	# new orgs
2005	\$187,500	\$187,500	\$62,500	3	1	1
2006	\$750,000	\$937,500	\$500,000	5	2	1
2007	\$812,265	\$1,749,765	\$400,000	7	3	2
2008	\$726,500	\$2,476,265	\$500,000	5	3	1
2009	\$1,431,000	\$3,907,265	\$1,000,000	6	4	1
2010	\$951,100	\$4,858,365	\$600,000	7	4	2
2011	\$1,955,500	\$6,813,865	\$1,500,000	8	6	2
2012	\$818,440	\$7,632,306	\$250,000	17	9	6
2013	\$2,311,756	\$9,944,062	\$1,800,000	13	7	0
Total	\$9,944,062			71		

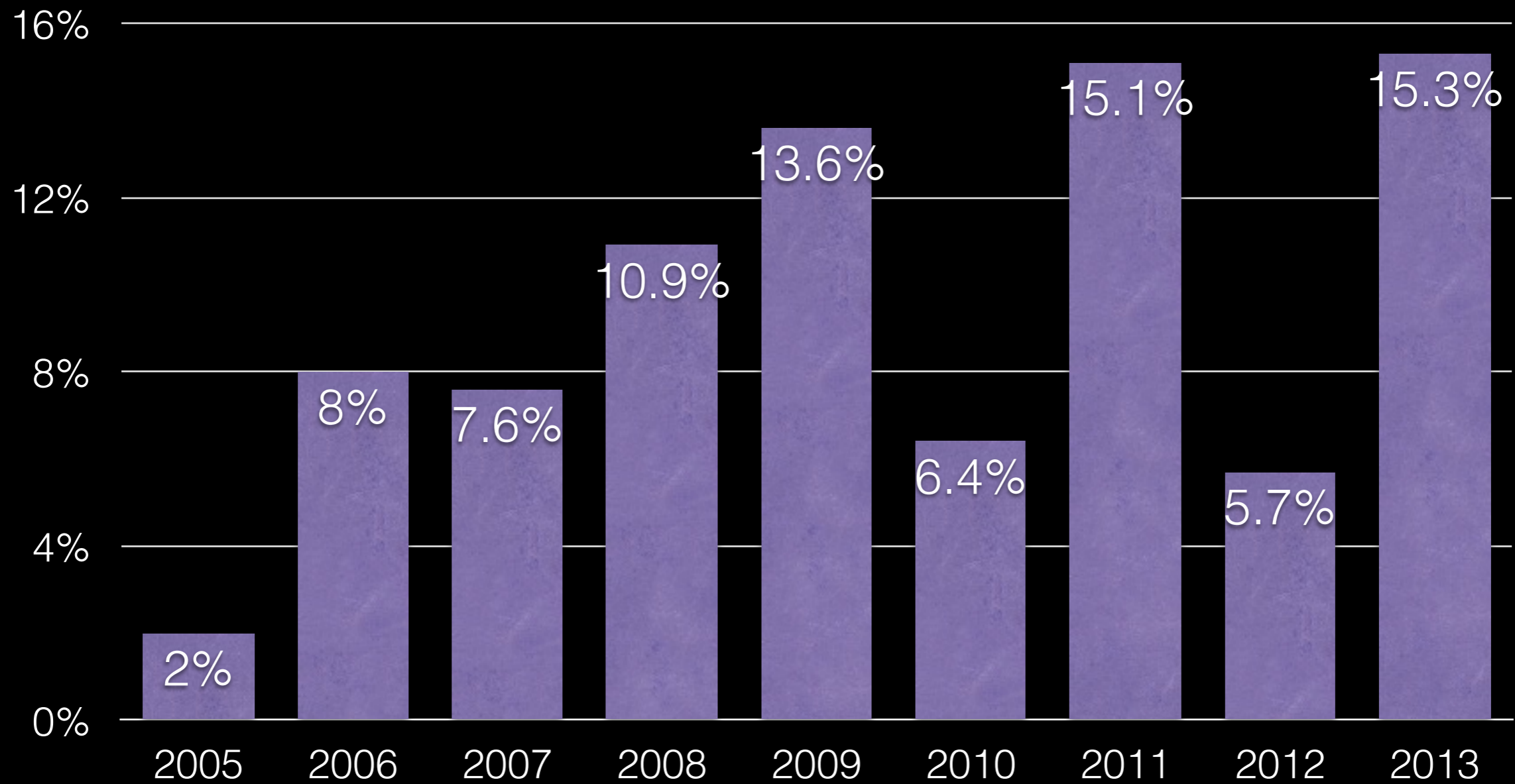
Overall asset growth



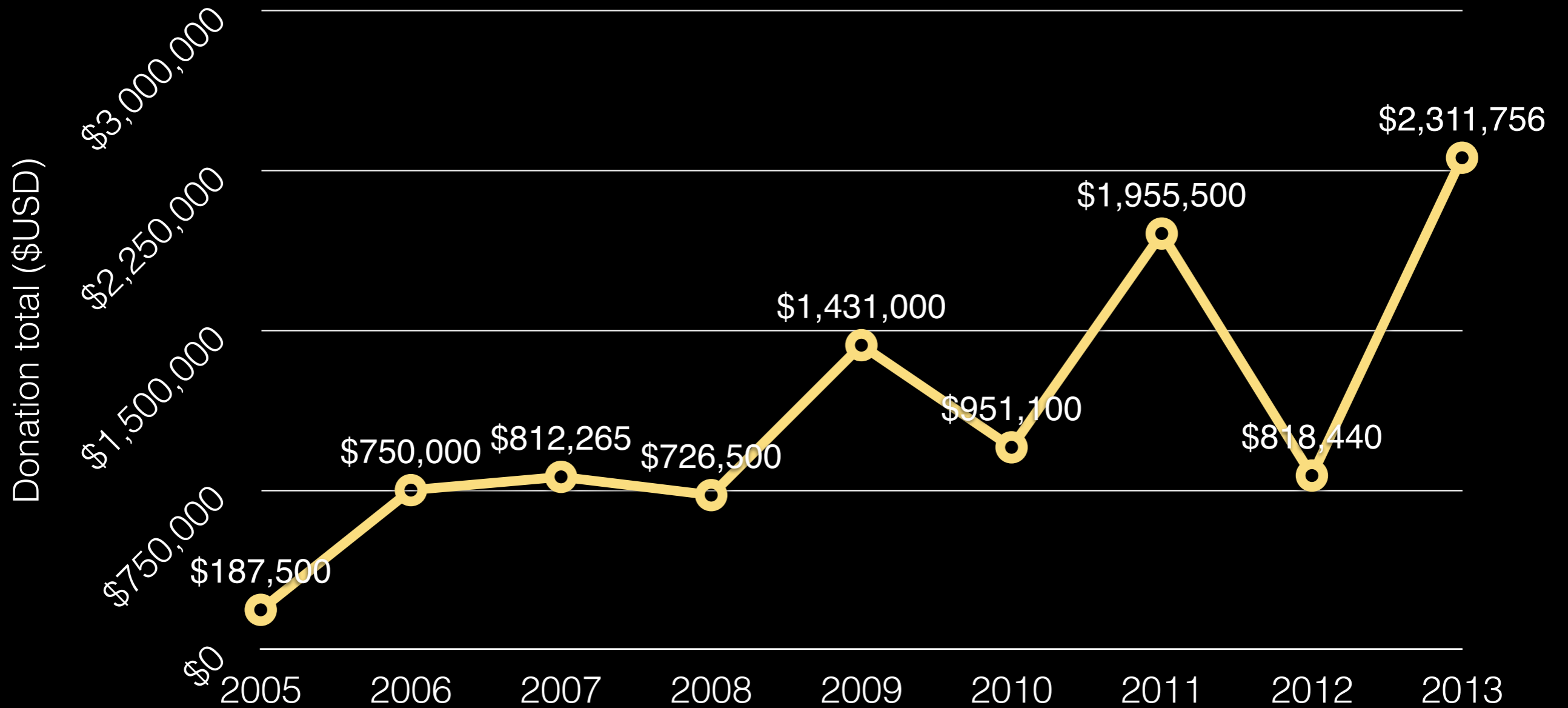
*year end value

Year	Total YE Value
2004	\$8,474,272
2005	\$9,404,158
2006	\$9,404,158
2007	\$10,714,254
2008	\$6,675,228
2009	\$10,545,443
2010	\$14,947,440
2011	\$12,947,564
2012	\$14,339,851
2013	\$15,092,315

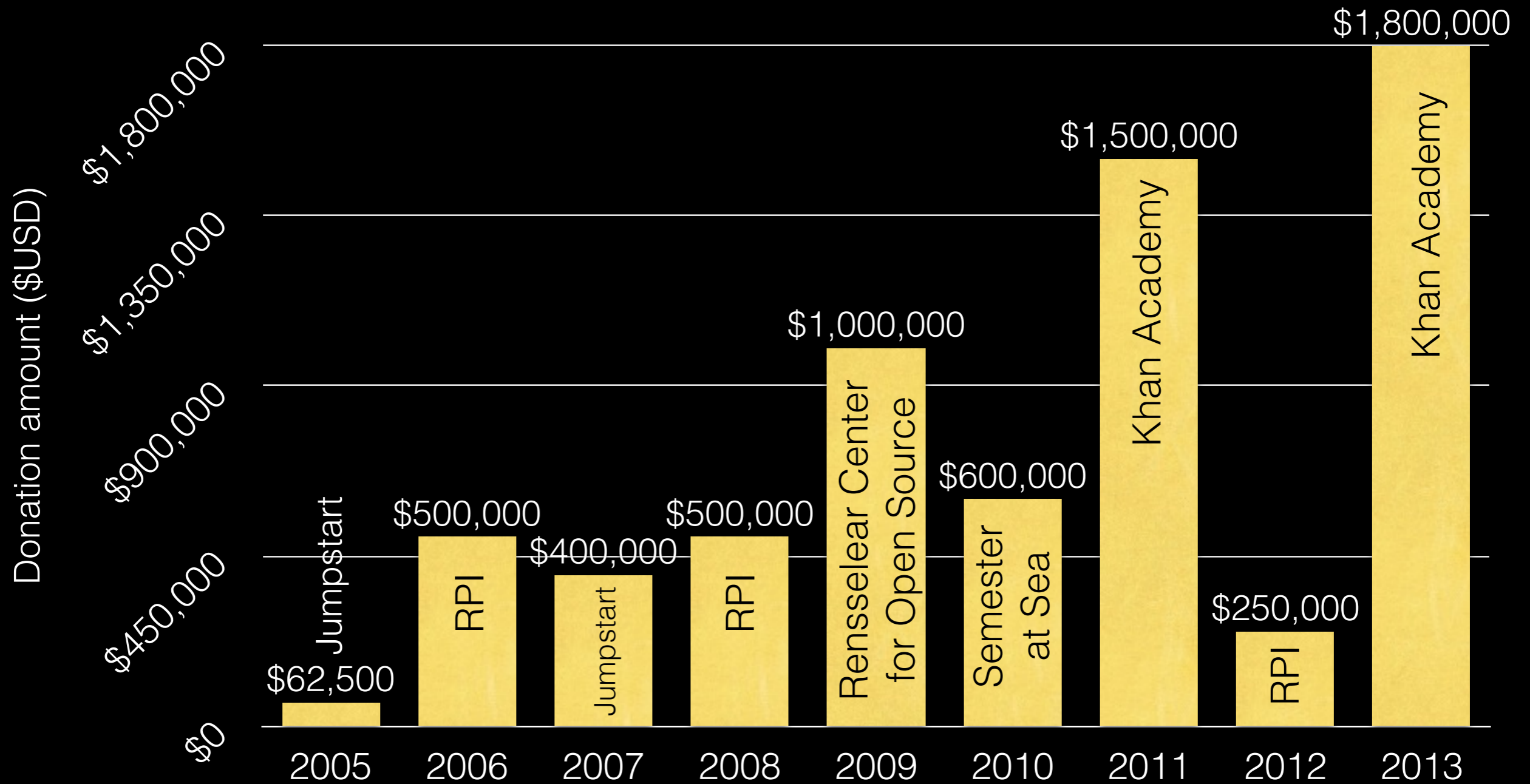
Donations as % of total assets



Annual donations by year



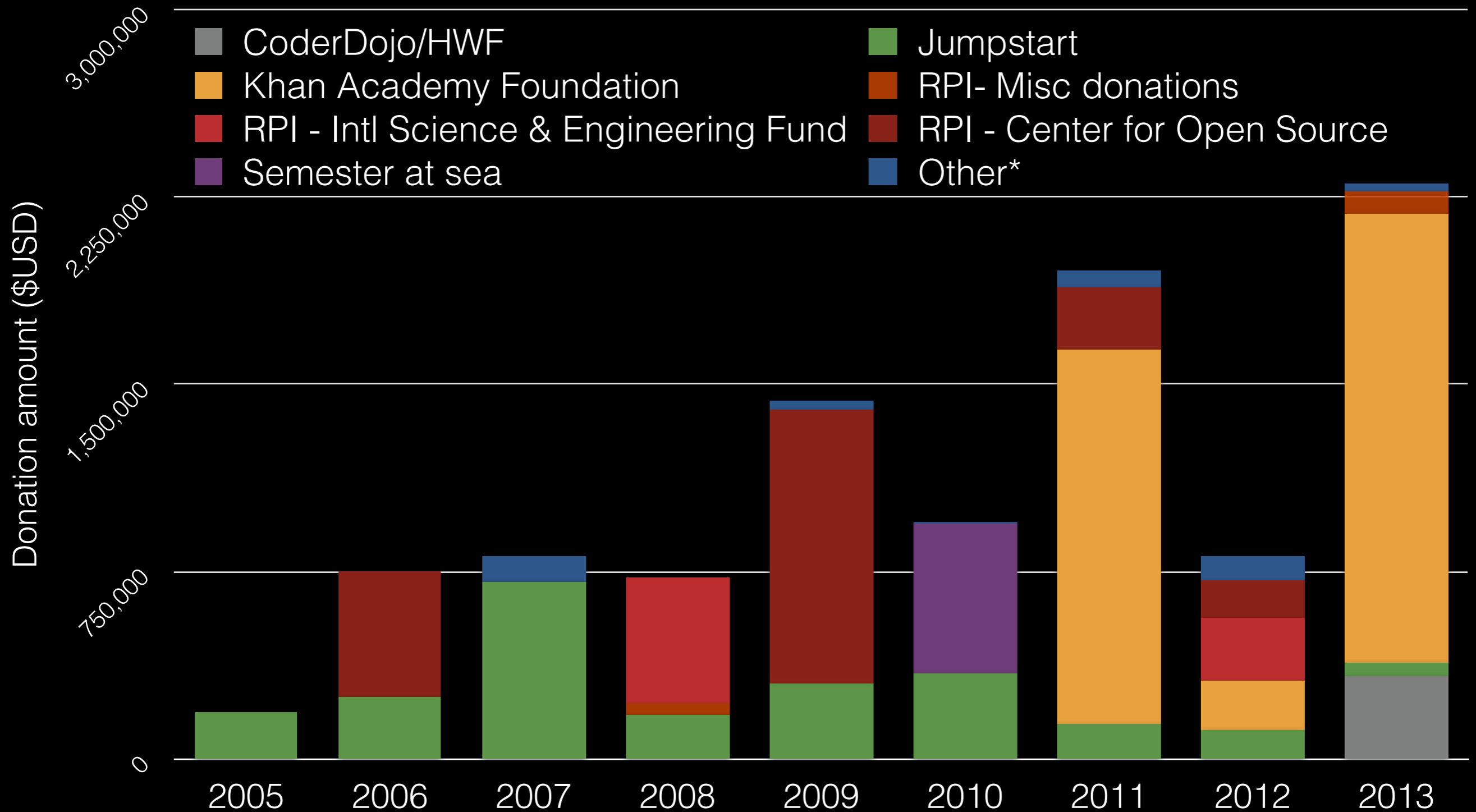
Largest donation by year



Donation recipients & gifts by year

Year	2005	2006	2007	2008	2009	2010	2011	2012	2013	Totals (\$)
Archdiocese Of Washington					25,000		25,000			50,000
Barefoot Workshop			6,000		6,000					12,000
Climate Protection								50,000	25,000	75,000
CoderDojo/HWF								693.87	330,461.25	331,155.12
Jumpstart	187,500	250,000	706,265.36	175,500	300,000	342,000	140,000	115,000	53,000	2,269,265.36
Khan Academy							1,500,000	200,000	1,800,000	3,500,000
Kinsale Arts Fest						2,600		3,500	3,500	9,600
RPI- Misc				50,000					90,000	140,000
RPI - Intl Science & Engineering				500,000				250,000		750,000
RPI - Center for Open Source		500,000			1,100,000		250,000	150,000		2,000,000
RPI - Libya Book Project								7,308.59	9,794.74	17,103.33
Semester at sea				1,000		600,000				601,000
WeForest						5,000	40,000	20,000		65,000
Other			100,000			1,500	500	21,937.87		123,937.87
Totals (\$)	187,500	750,000	812,265.36	726,500	1,431,000	951,100	1,955,500	818,440.33	2,311,755.99	9,944,061.68

Donation distribution by year

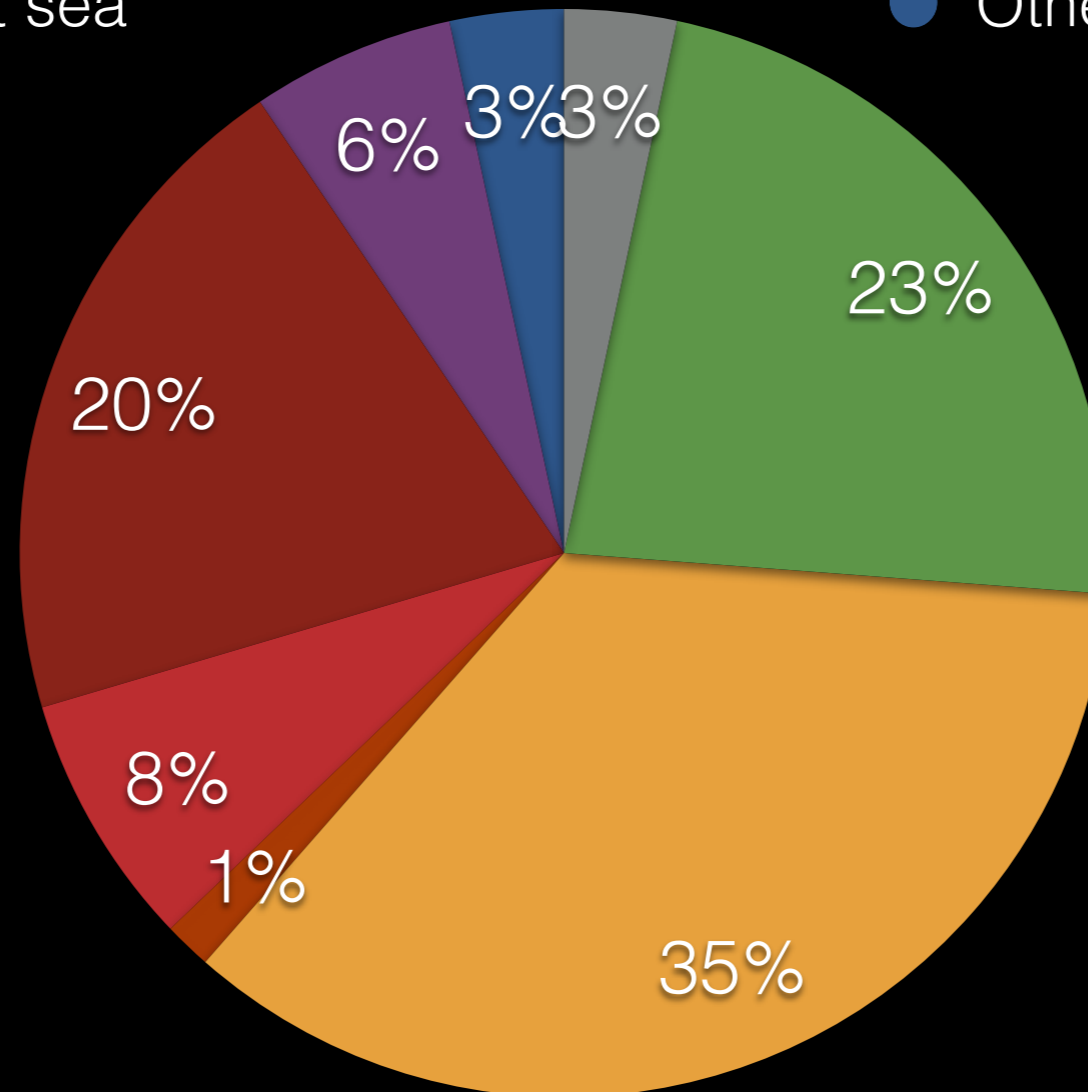


*Showing to organisations that received >\$100k in total donations

Donation recipients since 2005 > \$100k

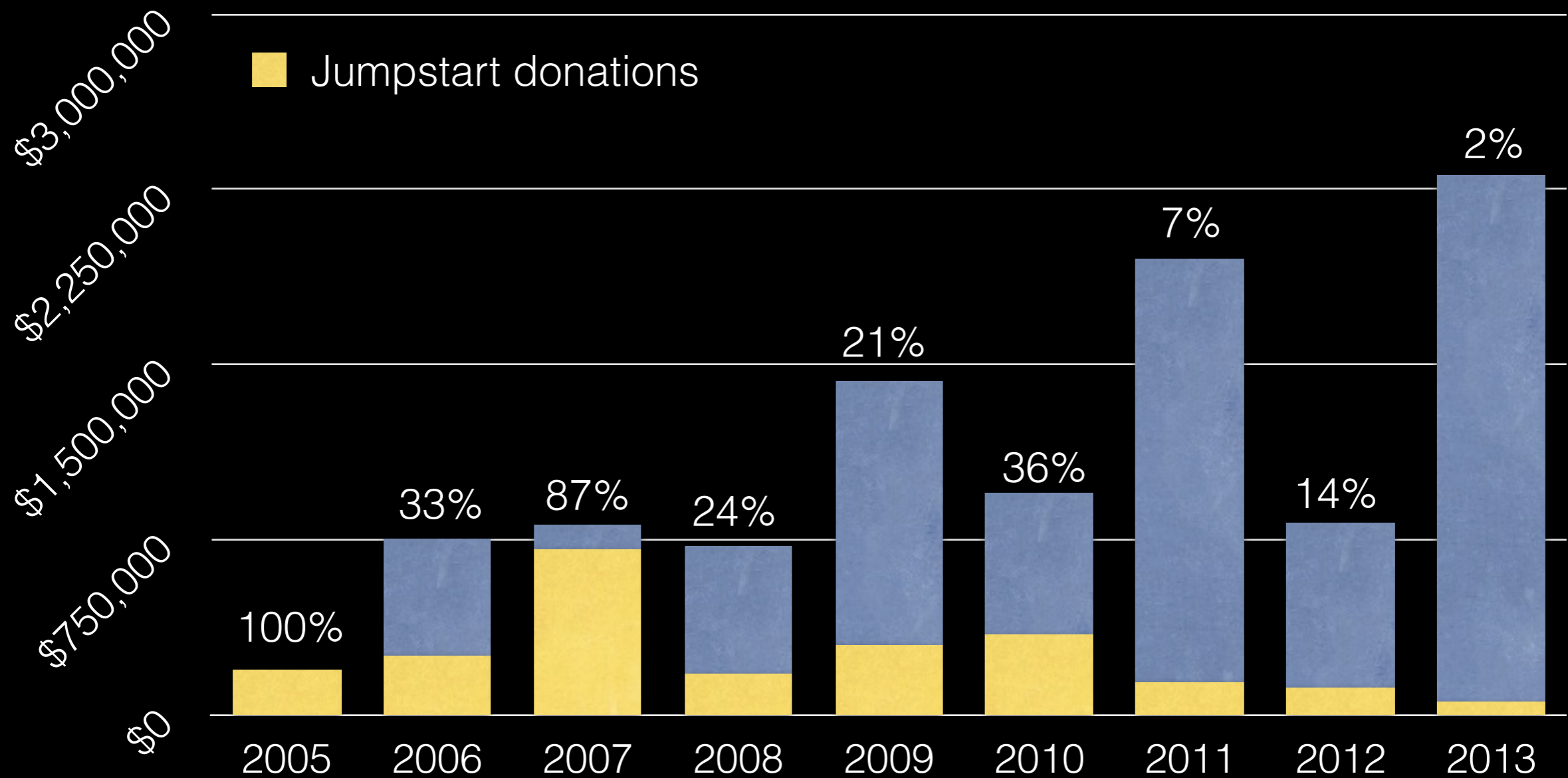
- CoderDojo/HWF
- Khan Academy Foundation
- RPI - Intl Science & Engineering Fund
- Semester at sea
- Jumpstart
- RPI- Misc donations
- RCOS
- Other*

Total Donations:
\$9,944,061



*Showing to organisations that received >\$100k in total donations

Jumpstart as % of overall donations by year



2009-2013 highlights

- Total donated 2009-2013: \$7,467,796. 75% of the Foundation's total donation were made in last 5 years; 50% of donation totals were made in last 3 years.
- A new \$5million commitment to Khan Academy in 2011, with \$3.3million paid out at end of 2013 and \$1.7million commitment remaining
- Reduction in Jumpstart donations from \$300k in 2009 to \$53k in 2013. This is in line with plan for a wind down of the organisation in the coming years.
- Fulfilled \$2million commitment to Rensselaer Polytechnic Institute Center for Open Source; new donations to RPI Admissions Diversity Fund (\$50k) and Libya Book project (\$57k) in 2011
- New focus on technology education - promoting irish innovations around the world (Code Academy/Hello World Foundation) and bringing global innovations to ireland (Khan Academy)
- 2 new organisations since 2010 focus on climate: Climate protection campaign, WeForest